

重要
Important

若頭髮上塗抹了美髮產品（如造型噴霧）或育髮劑等，本產品筆芯可能出現堵塞現象而無法使用。
Using this product on hair with hair styling product(hair spray etc.) or hair growth tonic may cause clog on tip and become unusable.

1 蓋子朝下慢慢拔出。

Pull out the cap slowly in down side.



注意
CAUTION

當蓋子拔出時，液體有可能濺出。
即使按壓容器，液體也不會滲出。
The liquid may squirt out when pull out the cap.
Pressing on the container would not discharge liquid.

重要 Important

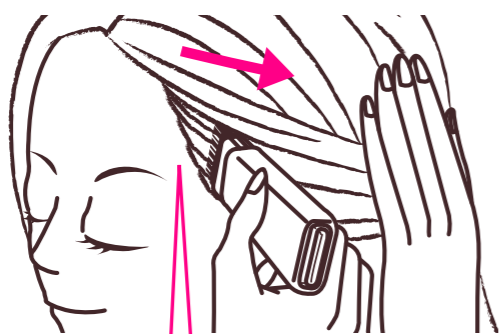
切勿搖晃容器。 Do not shake the container.



由於液體會濺出，切勿搖晃容器。
The liquid may squirt out if shake the container.

2 塗抹在髮際、分界線等白髮顯眼的部分。

Apply the product to your hairline, parting, etc.



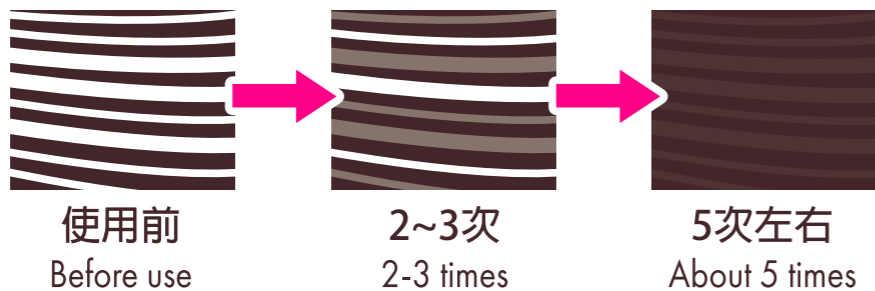
從髮根開始慢慢梳撥白髮。

Apply the product from the roots gently while combing your gray hair.

請把容器豎立並對著頭皮進行塗抹。
Apply with the comb end pointing at your scalp.

逐少轉換位置，重覆塗抹5次左右，直到完全遮蓋白髮。
Repeat combing about 5 times by changing position until the gray areas are covered.

<示意圖> <Image>



●請在乾髮時使用。 ●Apply on dry hair.

注意
CAUTION

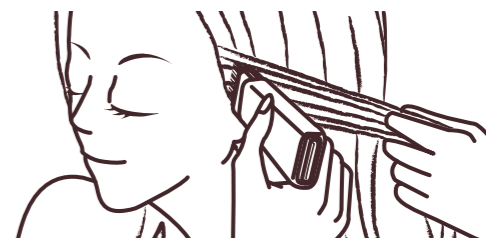
請小心使用梳齒尖端避免弄損頭皮。
Be careful not to hurt your scalp by the tip of the comb.

重點 Tips

難以著色時 If it is hard to apply, please try the following:

① 將頭髮抓起塗抹。

Hold a bundle of hair, and pull it away from the face and apply.



② 將頭髮輕輕往後撥並塗抹。

Gently pull the hair to the back and apply.

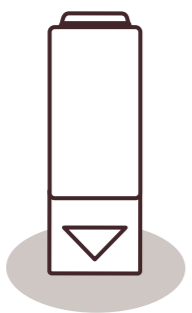


注意
CAUTION

待2-3分鐘完全乾透後，才觸摸頭髮。
Do not touch hair after application for 2-3 minutes.

3 使用完後請蓋緊瓶蓋。

Properly tighten the cap after use.



●請把容器橫向或瓶蓋朝下擺放。
若把瓶蓋向上擺放，下次使用時將出現液體難以滲出的現象。

●Store the container horizontally, or with the cap facing down. If the container is stored with the cap facing up, the liquid may not come out easily next time.

請在睡覺前用洗髮液洗淨。

若使用後直接睡覺，可能會出現沾污寢具的現象。

Please wash your hair with shampoo before going to bed, otherwise, your bedding may become stained.

注意
CAUTION

若不蓋緊瓶蓋，筆芯可能會出現變乾而無法使用，敬請留意。


Tighten the cap properly to avoid dryness of the tip and become unusable.

如筆芯變乾而不能滲出液體時...

If the product being dry and the liquid come out difficultly...

請嘗試塗抹於紙巾上確認能否著色

Please apply the product on the tissue paper to test the color



如不能著色

請蓋緊蓋子，蓋子朝下放置大約一天後有機會再次能夠使用。

If the color cannot be applied, try tightening the cap properly and idle it for 1 day with the cap facing down, it may be usable again.